



COMPTRAIN

Complete Training

A Foundational Methodology

The 3 Simple Tenets of *Complete Fitness*

Complete Fitness is the balance across these three tenets: Strength, Conditioning, and Functional Range of Motion. Having one is good. Having two is better. But what is best is having a balance across all three.



Strength

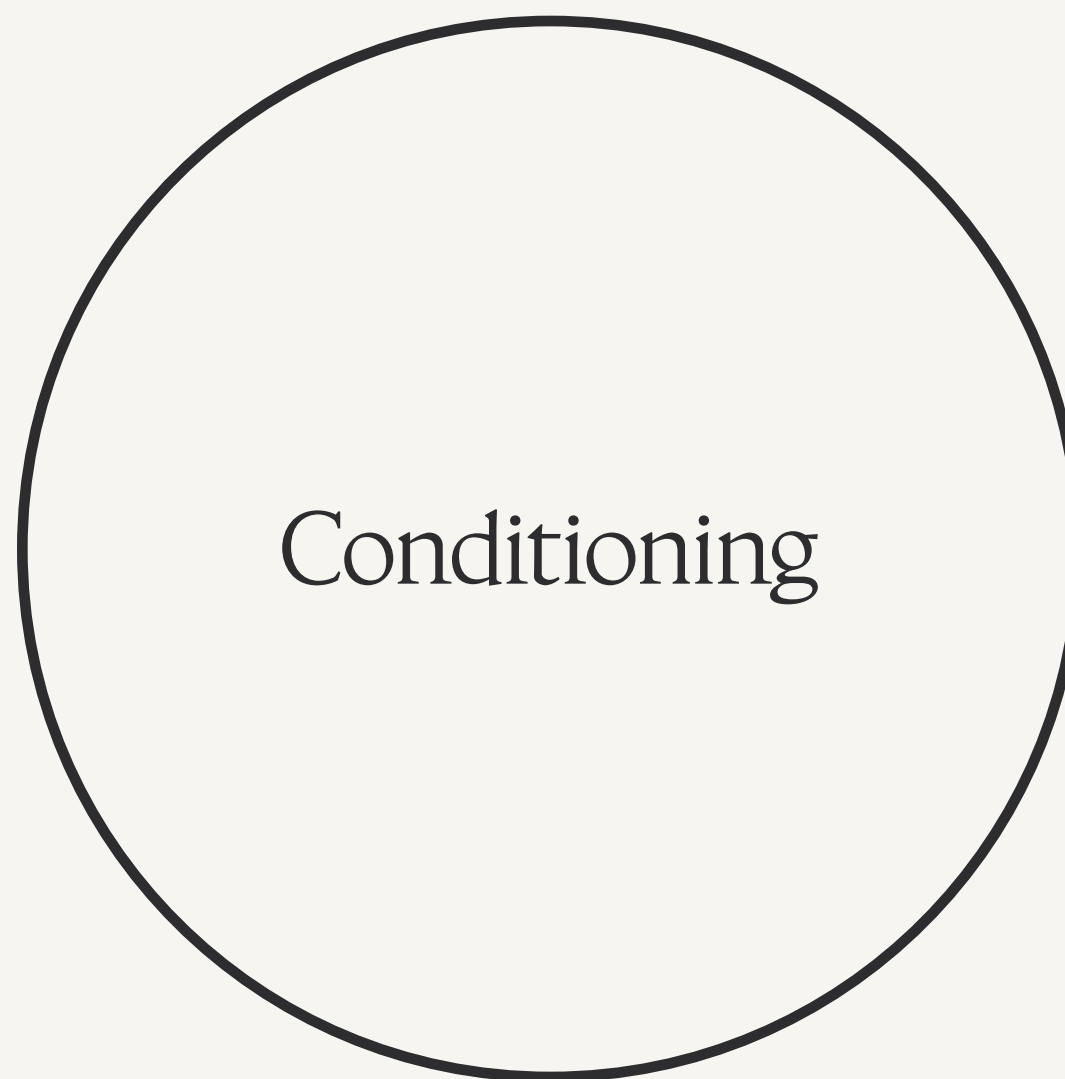
Application to Sport:

Speed & Power

Impact on Longevity:

Higher lean body mass lowers risk of metabolic disease 82%

Source: *Khazem et al. (2018)*



Conditioning

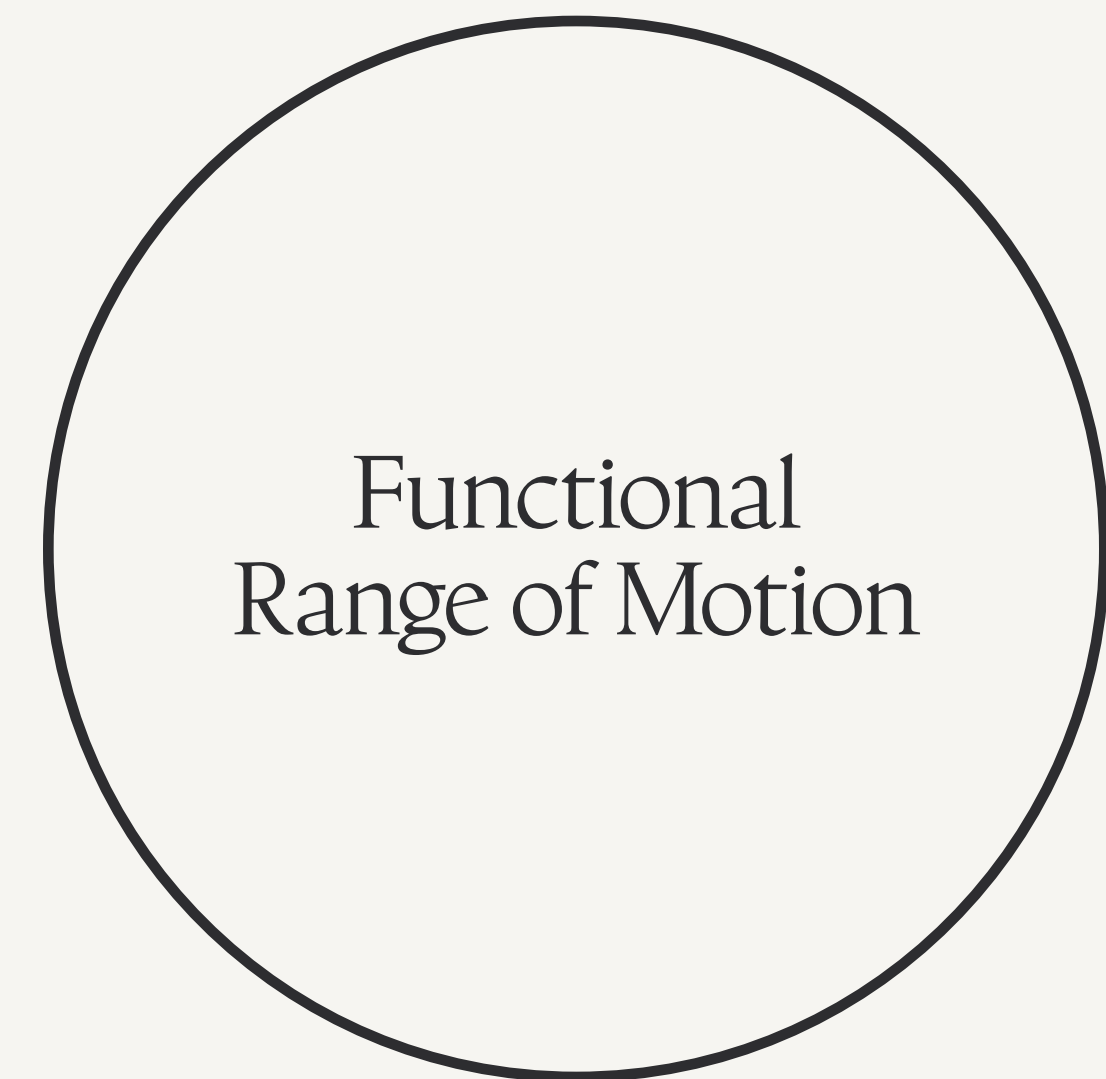
Application to Sport:

Work Output & Recoverability

Impact on Longevity:

Higher cardiorespiratory fitness lowers all-cause mortality by 80%

Source: *Kodama et al. (2009)*



Functional
Range of Motion

Application to Sport:

Injury Prevention

Impact on Longevity:

Improved range of motion lowers injury risk and frequency by 85%

Source: *Koźlenia & Domaradzki (2021)*

Visualizing *Complete* Fitness

Strength

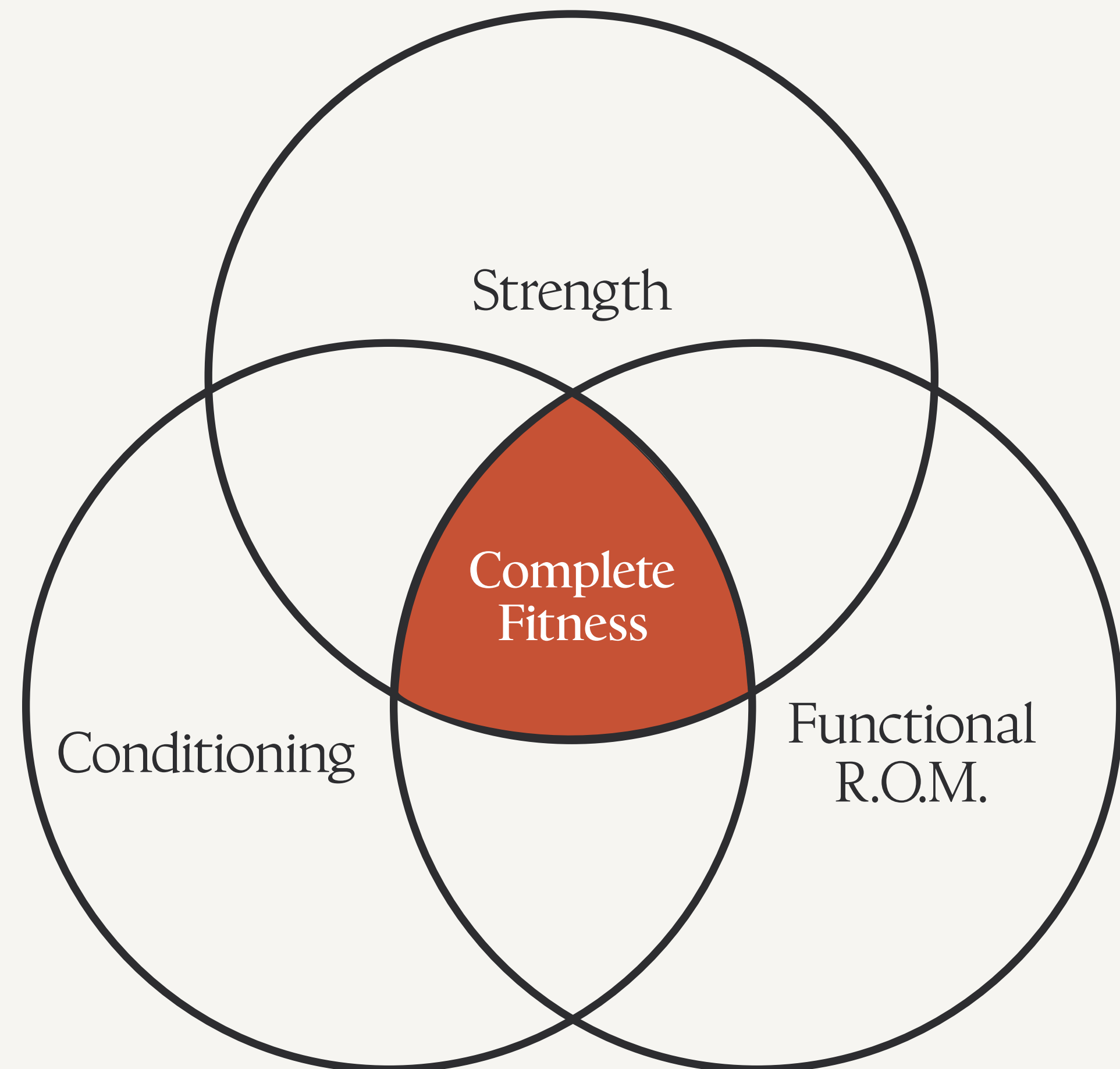
Strength makes you capable. It is a door to health and longevity, and a symbol of discipline. It empowers you to overcome life's challenges, defends against injury, and improves athletic performance.

Conditioning

Better conditioning means better cardiovascular & metabolic health, the freedom to move fast and far, higher levels of resilience, and improved athletic performance.

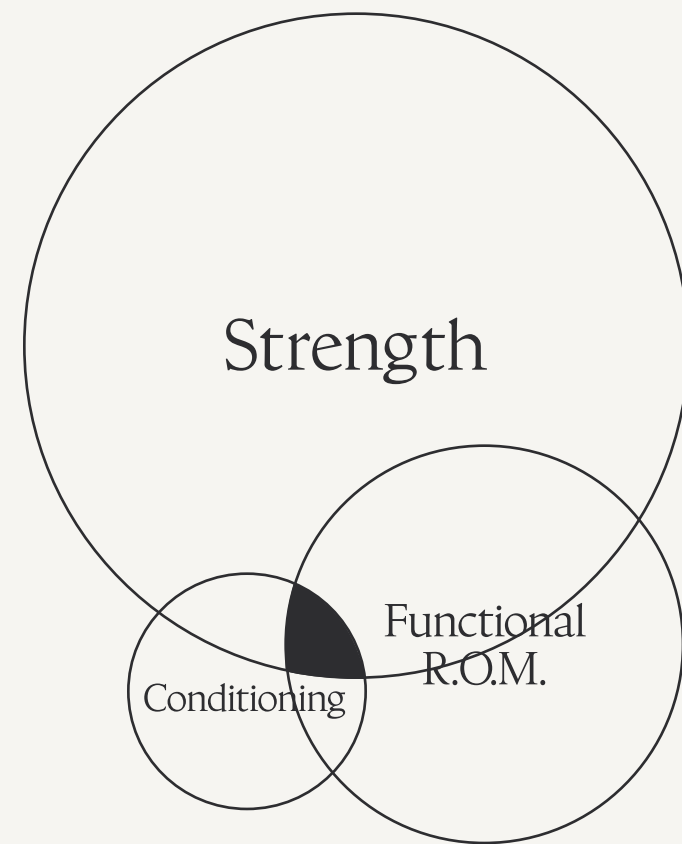
Functional Range of Motion

If you have control of your body in various positions and in various ranges, you have unlocked a better quality of life. You move more efficiently, aren't limited, and your body can more easily manage physical stress.



Most Training is Incomplete

Focusing on only one athletic domain creates imbalance and limitations. The powerlifter struggles to run, the cyclist lacks strength, the yogi lacks strength and power. Complete Training is designed to build all-sport ability, preparing you for whatever comes next.



Example: Powerlifter

If you are strong but not conditioned and are limited in your range of motion, all you are able to do is lift heavy objects under controlled conditions.

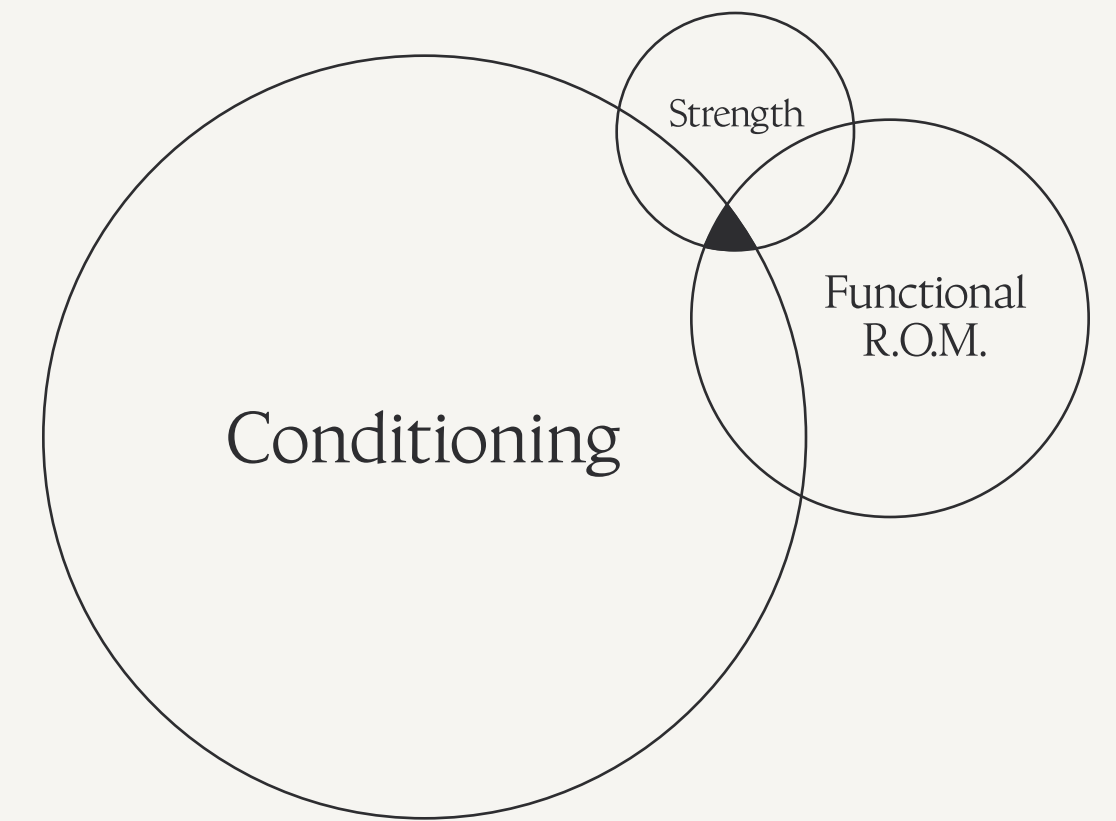
Incomplete



Example: Runner/Cyclist

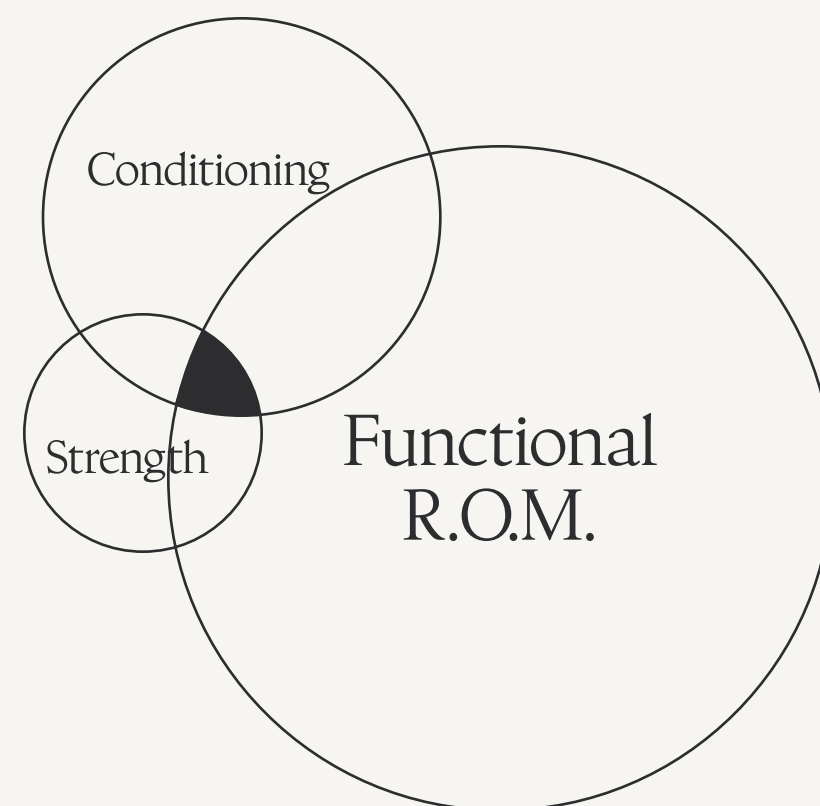
If you are well-conditioned but aren't strong and are limited in your range of motion, all you are able to do is participate in aerobic activities that don't require much from either of your lacking tenets.

Incomplete



Incomplete

Complete



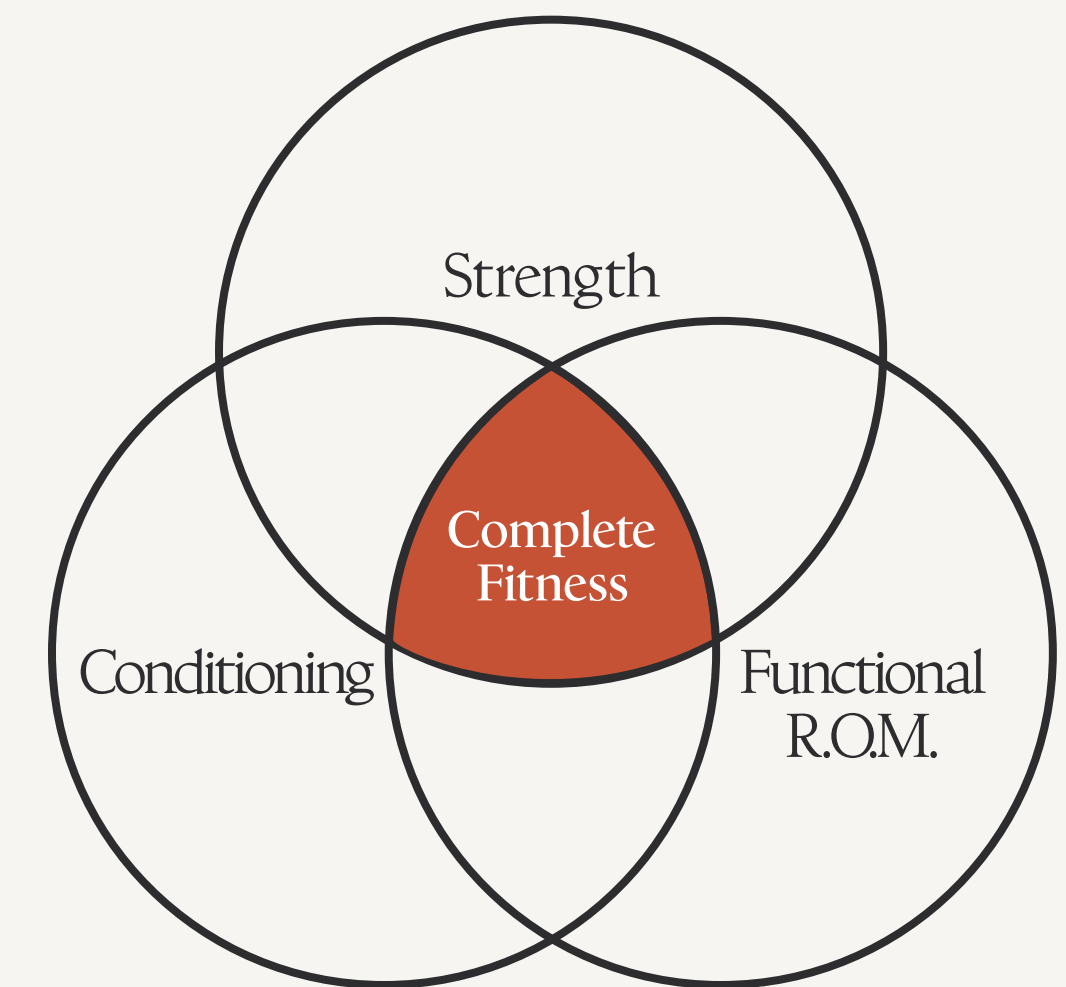
Example: Yogi

If you have good range of motion but lack the other two tenets, you are limber, but don't possess the strength needed to engage in sport or overcome sustained physical activity.



Example: Multi-Sport Generalist

With a balance across the 3 tenets, you are better prepared for any adventure, adversity, challenge, or competition. Grow the size of your spheres through complete training and increase your all-sport ability.



The Evolution of Complete Training

CrossFit Revolutionized Functional Fitness—But The Evolution of Training Requires More

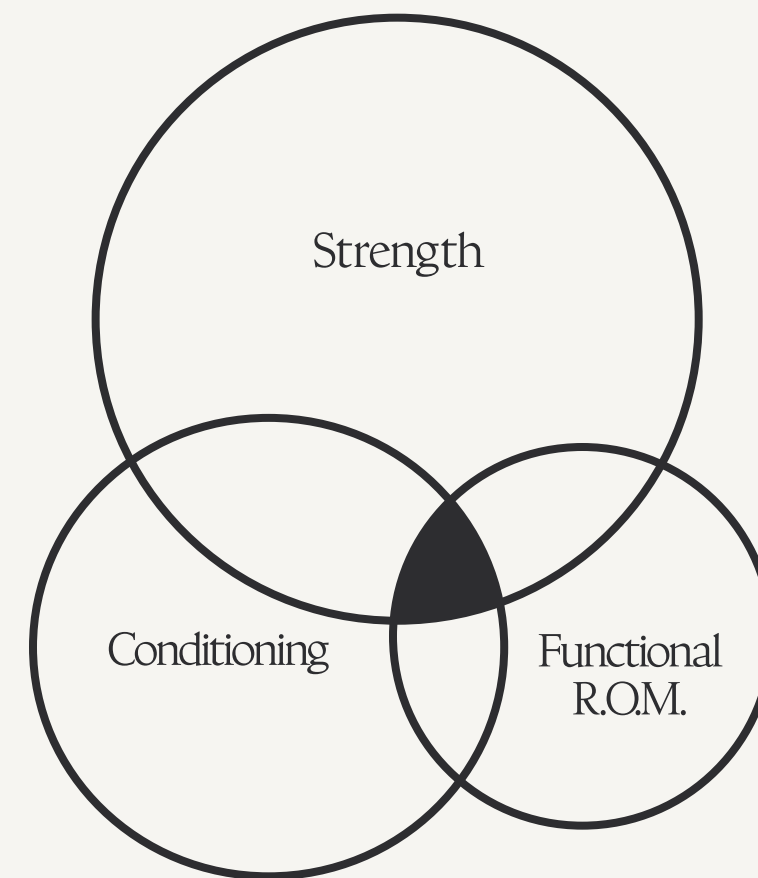
CrossFit Pushed Fitness Forward

It challenged traditional methods, defined measurable fitness, built an incredible community, and laid a foundation for fitness to further evolve.

In theory, the foundations of CrossFit are sound teaching and provide a program that could develop complete fitness if applied correctly.

Where CrossFit got off track was in the practice of its principles. Misapplication led to imbalanced training with athlete's biased toward strength and anaerobic capacity.

It's clear constantly varied high-intensity training alone is not enough to develop complete fitness. It's merely a component of Complete Training.



CrossFit



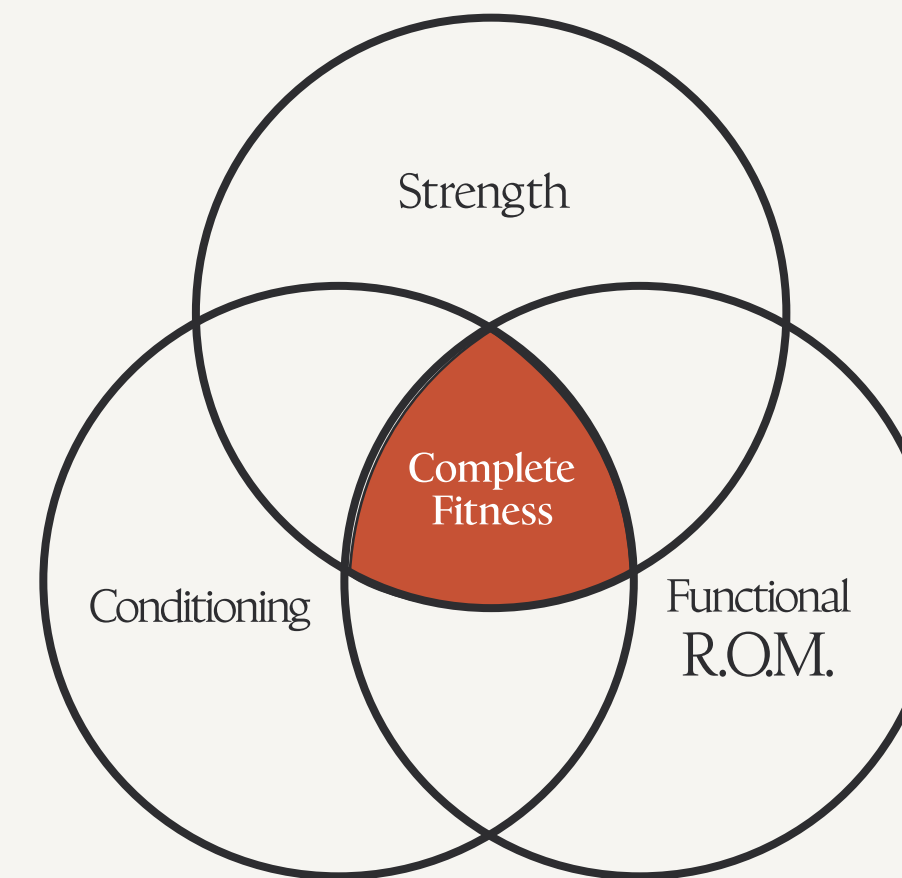
Constantly Varied: Create as many combinations as possible. Routine is the enemy



Functional Movements: Compound, not isolated movements plus high skill gymnastics



At High Intensity: Keep workouts short and intense, this often is max effort every session



Complete Training




Structured Progressions: Use system and repetition to maximize gains. Routine is the ally.



Blended Movements: Blend functional fitness, bodybuilding and prehab training for improving all-sport ability.



At Intentional Intensity: Keep intensity intentional to reduce injury and maximize sustainable growth



The Complete Training Prescription

Training Minimums:

4-5x /week

Train functional movements, through full range of motion, at intentional levels of intensity

3x /week

Lift heavy

1x /week

Go long and slow

The 3 Tenets + *The Big 9* Attributes

Within the 3 tenets, there are 9 attributes, each tenet carrying 3 attributes. Our aim is to continually increase and develop balance across all 9 attributes, making you more well-rounded and increasing your capacity to perform in both life and sport.

Tenet | *Strength* 1

1. Absolute Strength
Squat, Deadlift, Pulling, Pressing
3-4x /week

2. Explosive Power
Plyometrics or Weightlifting
1-3x /week

3. Muscular Endurance
Continuous Tension Training
4-6x /week

Tenet | *Conditioning* 2

1. Aerobic Endurance
Zone 2 Cardio
1-3x /week

2. Aerobic Power
Lactate Threshold or VO2 Max
2-4x /week

3. Anaerobic Capacity
Near Maximal Effort Intervals
1x /week

Tenet | *Functional R.O.M.* 3

1. Flexibility
Static Stretching & Soft Tissue Manipulation
4-6x /week

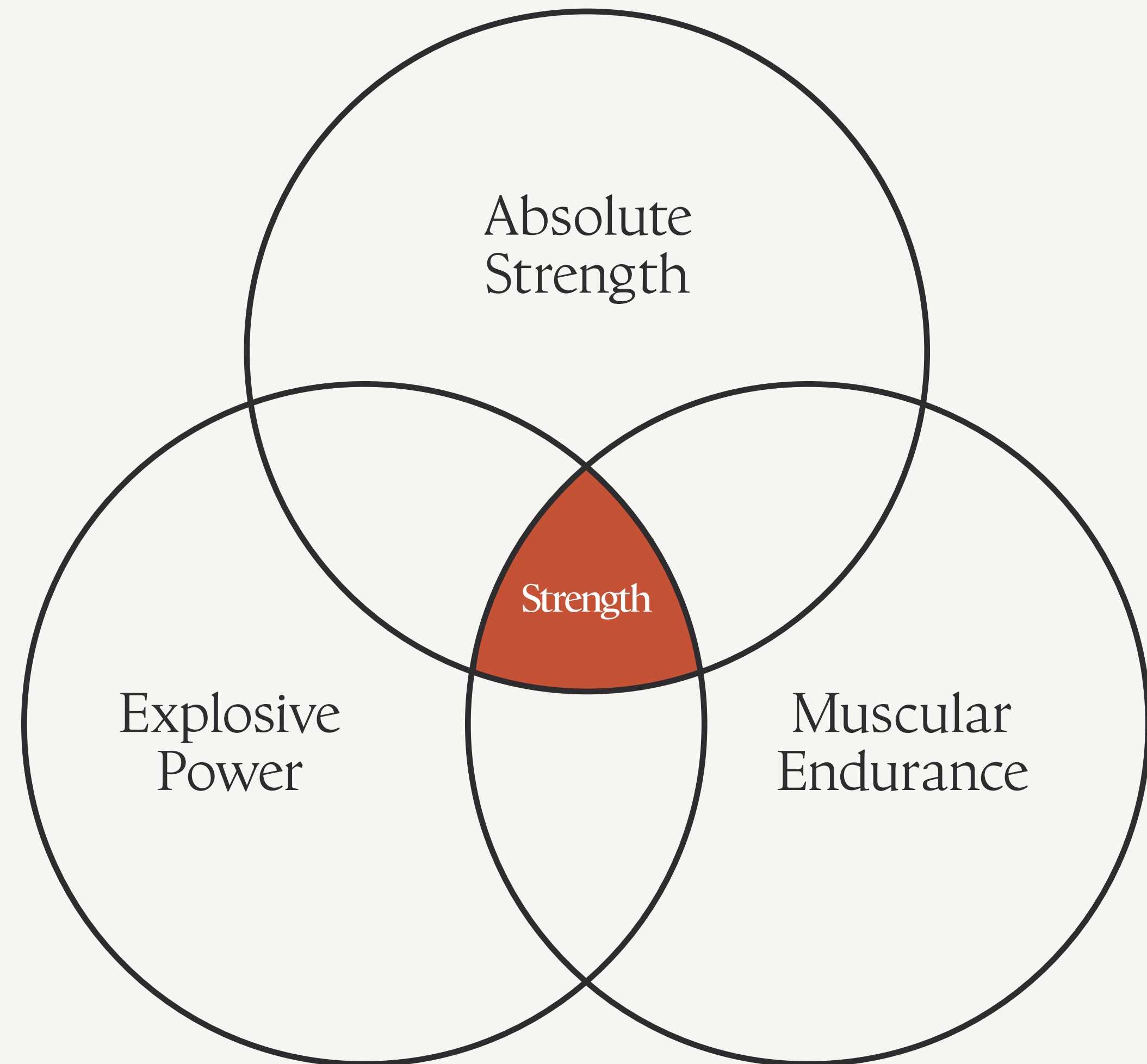
2. Mobility
Range Conditioning
4-6x /week

3. Stability
Functional Movements through Full R.O.M.
4-6x /week

Tenet Overview | *Strength*

In order to have balanced strength you must possess **absolute strength, explosive power, & muscular endurance.**

Each attribute affords you a new realm of possibilities.



Attributes | Strength

In order to have balanced strength you must possess absolute strength, explosive power, & muscular endurance.



Absolute Strength

WHY IT MATTERS

Absolute strength underpins athletic performance, functional tasks, and injury prevention. It enables lifting heavier weights, moving objects, and resisting forces, benefiting various strength qualities.



Explosive Power

WHY IT MATTERS

Explosive power enables rapid force generation, enhancing athleticism through heightened jumping, running, reaction, and throwing abilities. This essential physical trait combines strength and speed, crucial for performance, fitness, and injury prevention.



Muscular Endurance

WHY IT MATTERS

Muscular endurance is your muscle's ability to sustain extended activity or repeated efforts without tiring. Greater muscular endurance means you can endure more work, play, and physical demands.

Protocol | *Strength*

Here's what you can expect to find within a training week.

➔ Developing the 3 attributes of *strength* within a week of training.

Absolute Strength

Train the four primary movement patterns: *Squat, Deadlift, Upper Body Pull, Upper Body Press.*

Ex: 3 sets of 5 back squats at 80%

3-4x /Week

Explosive Power

Perform plyometrics, power cleans, agility & speed work.

Ex: 3 sets of 3 power cleans at 75% or 3 sets of 3 broad jumps, resting 1:00 between

1-3x /Week

Muscular Endurance

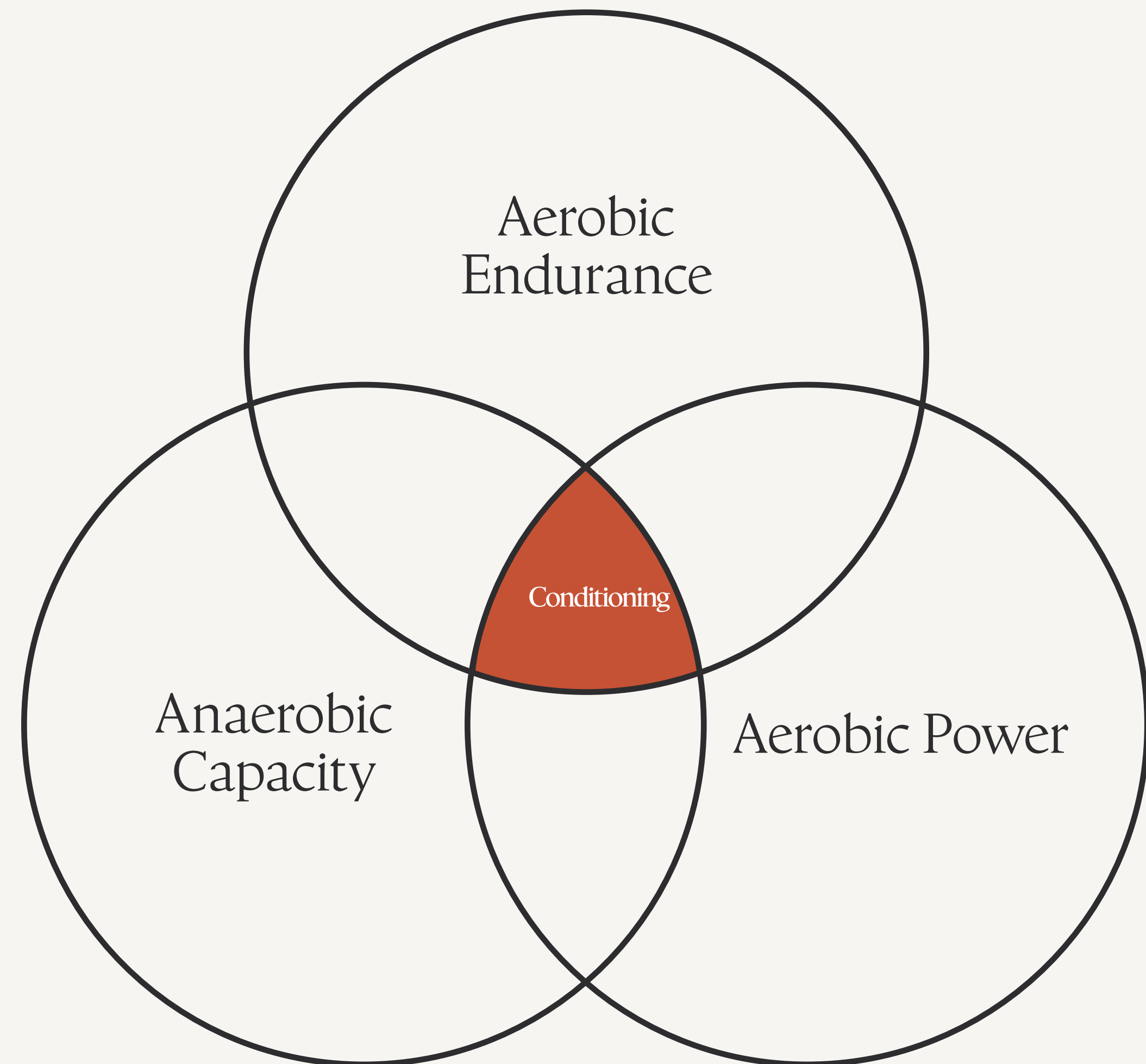
Perform continuous tension training

Ex: 3 sets of 20 reps, resting 0:30 between or a 400m bodyweight sled push

4-6x /Week

Tenet Overview | *Conditioning*

In order to have a balance in conditioning you must possess aerobic endurance, aerobic power, and anaerobic capacity.



Attributes | Conditioning

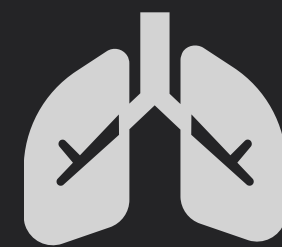
In order to have balanced conditioning you must possess aerobic endurance, aerobic power, & anaerobic capacity.



Aerobic Endurance

WHY IT MATTERS

Aerobic endurance enables sustained physical activity through efficient oxygen utilization, enhancing performance, recovery, and energy expenditure. It is the foundation for building greater aerobic power, which is vital for sports, daily life, and overall health.



Aerobic Power

WHY IT MATTERS

Having greater levels of aerobic power allows you to sustain higher intensities for longer periods by maximizing oxygen delivery and delaying fatigue, making it essential for endurance and performance in both long-duration and high-intensity efforts.



Anaerobic Capacity

WHY IT MATTERS

Improved anaerobic capacity enables sustained high-intensity efforts, allowing for longer sprints, more jumps, faster recovery, and greater output in a short time, enhancing performance in sports and tasks demanding bursts of power and speed.

Protocol | *Conditioning*

Here's what you can expect to find within a training week.

➔ Developing the 3 attributes of *conditioning* within a week of training.

Aerobic Endurance

Perform long, continuous, steady-state monostructural movements at submaximal intensities.

Ex: 30:00-60:00 continuous run at an RPE 2-4

1-3x /Week

Aerobic Power

Perform mixed modal intervals for 10-30 minutes.

Ex: 4 x 4:00 On / 2:00 Off
15 Toes To Bar
30 Dumbbell Step Back Lunges, 50/35
Max Calorie Row Remaining Time

2-4x /Week

Anaerobic Capacity

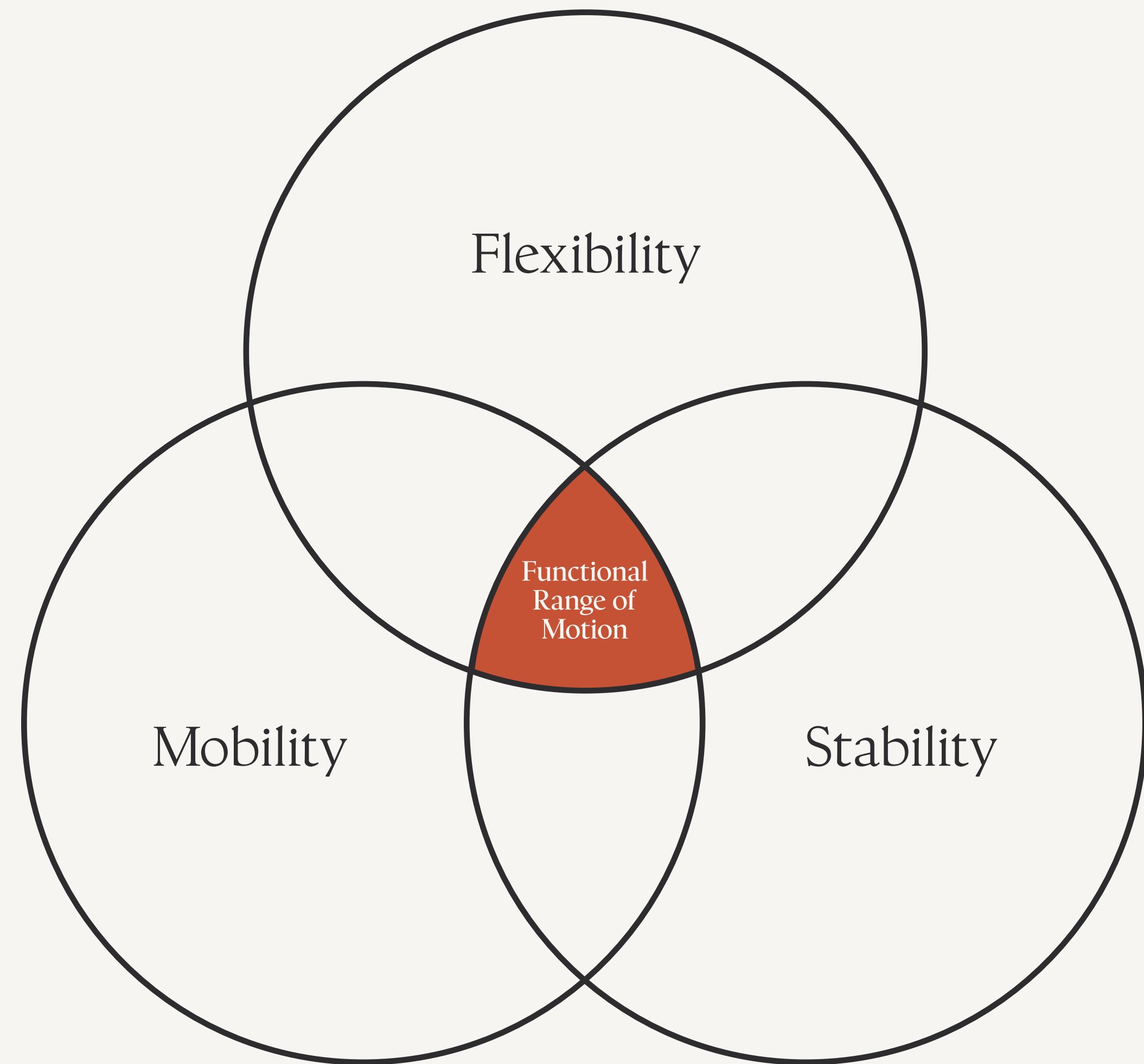
Perform unloaded mixed modal movements at maximal effort.

Ex: On The 4 Minute x 5 Sets:
15 Wall Balls
15 Calorie Echo Bike
*Score = Slowest round

1x /Every 1-2 Weeks

Tenet Overview | *Functional R.O.M.*

In order to have a balanced and functional range of motion you must have flexibility, mobility, and stability within all muscle groups and joints.



Attributes | *Functional R.O.M.*


In order to have a balanced and functional range of motion you must have flexibility, mobility, and stability within all muscle groups and joints.



Flexibility

WHY IT MATTERS


Flexibility enables muscles to stretch, allowing joints their full range of motion without discomfort. Greater flexibility improves posture, reduces injury risk, and enhances sports performance through better movement mechanics.



Mobility

WHY IT MATTERS

Active joint mobility with strength and control is crucial for athletic performance, injury prevention, and physical longevity. Greater mobility means better body control and range of motion.



Stability

WHY IT MATTERS

Maintaining joint and body control, especially during dynamic actions, enhances balance and strength. Improved stability reduces injury risk, strengthens foundations for activities, and provides control over complex, unpredictable movements. The coordination of muscles, connective tissue, and the nervous system ensures safe and effective joint range of motion.

Protocol | *Functional R.O.M.*

Here's what you can expect to find within a training week.

➔ Developing the 3 attributes of *functional range of motion* within a week of training.

Flexibility

Hold static positions, work myofascial release techniques, and perform dynamic full ranges of motion.

Ex: 3 x 1:00 static stretch with 0:30 between holds.

4-6x /Week

Mobility

Perform joint-specific range conditioning pre- or post-workout and train functional movements through full ranges of motion.

Ex: 3 x active, weighted hold for 0:30-0:60 with 0:30 between

4-6x /Week

Stability

Perform functional movements at varying intensities through full ranges of motion.

Ex: 3 x 10 Bulgarian Split Squat + :0:30 Hold

4-6x /Week

Example Week (Basic - 30 min)

Here's what you can expect to find within a training week.

MONDAY	TUESDAY	WEDNESDAY	THURSDAY	FRIDAY	SATURDAY	SUNDAY
Focus: Lower Body Power + Conditioning	Focus: Back Strength + Conditioning	Focus: Press Strength + Conditioning	Focus: Aerobic Endurance	Focus: Leg Strength + Conditioning	Focus: Conditioning	Focus: Aerobic Endurance + Mobility
<p>Back Squat 4 sets of 3 reps at 80-85% -Rest 20 Seconds- 3 Dumbbell Squat Jumps</p> <ul style="list-style-type: none"> Rest 2-3 Minutes Between Sets <p><i>Absolute Strength + Explosive Power</i></p>	<p>On The Minute x 5 3 Strict Weighted Pull-ups</p> <p>Score: Heaviest Load Used</p> <p><i>Absolute Strength</i></p>	<p>Bench Press 4 sets of 3 reps at 80-85%</p> <ul style="list-style-type: none"> Rest 2-3 Minutes Between Sets <p><i>Absolute Strength</i></p>	<p>Conditioning 10 Rounds: 400m Run [RPE 6-7] 250/200m Row [RPE 5]</p> <p><i>Aerobic Power [Lactate Threshold]</i></p>	<p>Deadlift 4 sets of 3 reps at 80-85%</p> <ul style="list-style-type: none"> Rest 2-3 Minutes Between Sets <p><i>Absolute Strength</i></p>	<p>Conditioning 8 Rounds: 10/8 Calorie Bike [RPE 9] 10 Burpees Over Bar</p> <ul style="list-style-type: none"> Rest 2 Minutes Between Rounds <p><i>Anaerobic Capacity</i></p>	<p>Steady State (Zone 2 Cardio) 20-30 Minutes Bike/Row/Run</p> <p><i>Aerobic Endurance</i></p>
<p>Conditioning 5 Rounds: 40/30 Calorie Bike [RPE 6-7] 30 Jumping Lunges</p> <p><i>Aerobic Power [Lactate Threshold]</i></p>	<p>Conditioning 5 Rounds x AMRAP 3: 60 Double Unders 20 Dumbbell Snatches, 50/35 lbs 10 Strict Pull-ups Max Calorie Row</p> <ul style="list-style-type: none"> Rest 2 Minutes Between Rounds <p><i>Aerobic Power [VO2 Max]</i></p>	<p>Conditioning: For Time: 100 Dumbbell Bench Press, 50/35 lbs 100 Shoulder To Overhead, 75/55 lbs 100 Hand-Release Push-ups</p> <p><i>Muscular Endurance</i></p>		<p>Conditioning 5 Rounds: 10 Calorie Row [RPE 7] 10 Front Squats 10 Deadlifts</p> <ul style="list-style-type: none"> Rest 1 Minute Between Rounds <p>Barbell: 115/85 lbs</p> <p><i>Aerobic Power [VO2 Max]</i></p>		<p>Mobility + Flexibility Work 15 Minutes Stretching + Holds</p> <p>2 Rounds: 1:00 Knee Over-Toe Lunge Hold Per Side 1:00 Seated Straddle Per Side 1:00 Standing Pec Stretch On Wall Per Side 1:00 Couch Stretch Per Side 1:00 Crossover-Legged Good Morning Hold Per Side</p> <ul style="list-style-type: none"> Take long, deep inhales & exhales throughout <p><i>Mobility & Flexibility</i></p>

Example Week (Pro - 60 min)

Here's what you can expect to find within a training week.

MONDAY	TUESDAY	WEDNESDAY	THURSDAY	FRIDAY	SATURDAY	SUNDAY
Focus: Lower Body Power + Conditioning	Focus: Back Strength + Conditioning	Focus: Press Strength + Conditioning	Focus: Aerobic Endurance	Focus: Leg Strength + Conditioning	Focus: Conditioning + Power	Focus: Aerobic Endurance + Mobility
<p>Back Squat 4 sets of 3 reps at 80-85% -Rest 20 Seconds- 3 Dumbbell Squat Jumps</p> <ul style="list-style-type: none"> Rest 2-3 Minutes Between Sets <p><i>Absolute Strength + Explosive Power</i></p>	<p>On The Minute x 5 3 Strict Weighted Pull-ups</p> <p>Score: Heaviest Load Used</p> <p><i>Absolute Strength</i></p>	<p>Bench Press 4 sets of 3 reps at 80-85%</p> <ul style="list-style-type: none"> Rest 2-3 Minutes Between Sets <p><i>Absolute Strength</i></p>	<p>Conditioning 10 Rounds: 400m Run [RPE 6-7] 250/200m Row [RPE 5]</p> <p><i>Aerobic Power [Lactate Threshold]</i></p>	<p>Deadlift 4 sets of 3 reps at 80-85%</p> <ul style="list-style-type: none"> Rest 2-3 Minutes Between Sets <p><i>Absolute Strength</i></p>	<p>Power Cleans On The 90 Seconds x 5 Rounds: 2 Power Cleans at 75%</p> <p><i>Explosive Power</i></p>	<p>Steady State (Zone 2 Cardio) 30-60 Minute Bike/Row/Run</p> <p><i>Aerobic Endurance</i></p>
<p>Conditioning 5 Rounds: 40/30 Calorie Bike [RPE 6-7] 30 Jumping Lunges</p> <p><i>Aerobic Power [Lactate Threshold]</i></p>	<p>Conditioning 5 Rounds x AMRAP 3: 60 Double Unders 20 Dumbbell Snatches, 50/35 lbs 10 Strict Pull-ups Max Calorie Row</p> <ul style="list-style-type: none"> Rest 2 Minutes Between Rounds <p><i>Aerobic Power [VO2 Max]</i></p>	<p>Conditioning For Time: 100 Dumbbell Bench Press, 50/35 lbs 100 Shoulder To Overhead, 75/55 lbs 100 Hand-Release Push-ups</p> <p><i>Muscular Endurance</i></p>	<p>Mobility + Flexibility Work 15 Minutes Stretching + Positional Holds</p> <p>2 Rounds: 1:00 Knee Over-Toe Lunge Hold Per Side 1:00 Seated Straddle Per Side 1:00 Standing Pec Stretch On Wall Per Side 1:00 Couch Stretch Per Side 1:00 Crossover-Legged Good Morning Hold Per Side</p> <ul style="list-style-type: none"> Take long, deep inhales & exhales throughout 	<p>Conditioning 5 Rounds: 10 Calorie Row [RPE 7] 10 Front Squats 10 Deadlifts</p> <ul style="list-style-type: none"> Rest 1 Minute Between Rounds <p>Barbell: 115/85 lbs</p> <p><i>Aerobic Power [VO2 Max]</i></p>	<p>Conditioning 8 Rounds: 10/8 Calorie Bike [RPE 9] 10 Burpees Over Bar</p> <ul style="list-style-type: none"> Rest 2 Minutes Between Rounds <p><i>Anaerobic Capacity</i></p>	<p>Mobility + Flexibility Work 15 Minutes Stretching + Positional Holds</p> <p>2 Rounds: 1:00 Knee Over-Toe Lunge Hold Per Side 1:00 Seated Straddle Per Side 1:00 Standing Pec Stretch On Wall Per Side 1:00 Couch Stretch Per Side 1:00 Crossover-Legged Good Morning Hold Per Side</p> <ul style="list-style-type: none"> Take long, deep inhales & exhales throughout
<p>Accessory [Part A] 3 x 20 Bulgarian Split Squats</p> <p>[Part B] 3 x 20 Hip Extensions + Hold To Technical Failure</p> <p><i>Muscular Endurance</i></p>	<p>Accessory [Part A] 3 x 20 Dumbbell Bent Over Rows</p> <p>[Part B] 3 x 20 Dumbbell Bent Over Flys</p> <p><i>Muscular Endurance</i></p>	<p>Midline 3 Rounds For Quality: 5 Dragon Flags 20 Hollow Rocks 20 Medball Russian Twists</p> <ul style="list-style-type: none"> Rest 1-2 Minutes Between Rounds <p><i>Muscular Endurance & Stability</i></p>		<p>Accessory 3 Supersets For Quality: 20 Sumo Deadlifts, 95/65 lbs 20 Heel Elevated Goblet Squats, 35/25 lbs</p> <ul style="list-style-type: none"> Rest 1 Minute Between Supersets <p><i>Muscular Endurance</i></p>	<p>Accessory 3 Supersets For Quality: 20 Band Resisted Push-ups 20 Band Assisted Pull-ups</p> <ul style="list-style-type: none"> Rest 1 Minute Between Supersets <p><i>Muscular Endurance</i></p>	

Example Week (Pro - 2 hour)

Here's what you can expect to find within a training week.

MONDAY	TUESDAY	WEDNESDAY	THURSDAY	FRIDAY	SATURDAY	SUNDAY
Focus: Lower Body Power + Conditioning	Focus: Back Strength + Conditioning	Focus: Press Strength + Conditioning	Focus: Aerobic Endurance	Focus: Leg Strength + Conditioning	Focus: Conditioning + Power	Focus: Aerobic Endurance + Mobility
Back Squat 4 sets of 3 reps at 80-85% -Rest 20 Seconds- 3 Dumbbell Squat Jumps <ul style="list-style-type: none"> Rest 2-3 Minutes Between Sets <i>Absolute Strength + Explosive Power</i>	On The Minute x 5 3 Strict Weighted Pull-ups Score: Heaviest Load Used <i>Absolute Strength</i>	Bench Press 4 sets of 3 reps at 80-85% <ul style="list-style-type: none"> Rest 2-3 Minutes Between Sets <i>Absolute Strength</i>	Conditioning 10 Rounds: 400m Run [RPE 6-7] 250/200m Row [RPE 5] <i>Aerobic Power [Lactate Threshold]</i>	Deadlift 4 sets of 3 reps at 80-85% <ul style="list-style-type: none"> Rest 2-3 Minutes Between Sets <i>Absolute Strength</i>	Power Cleans On The 90 Seconds x 5 Rounds: 2 Power Cleans at 75% <i>Explosive Power</i>	Steady State (Zone 2 Cardio): 30-60 Minute Bike/Row/Run <i>Aerobic Endurance</i>
Conditioning 5 Rounds: 40/30 Calorie Bike [RPE 6-7] 30 Jumping Lunges <i>Aerobic Power [Lactate Threshold]</i>	Conditioning 5 Rounds x AMRAP 3: 60 Double Unders 20 Dumbbell Snatches, 50/35 lbs 10 Strict Pull-ups Max Calorie Row <ul style="list-style-type: none"> Rest 2 Minutes Between Rounds <i>Aerobic Power [VO2 Max]</i>	Conditioning For Time: 100 Dumbbell Bench Press, 50/35 lbs 100 Shoulder To Overhead, 75/55 bs 100 Hand-Release Push-ups <i>Muscular Endurance</i>	Mobility + Flexibility Work 15 Minutes Stretching + Holds 2 Rounds: 1:00 Knee Over-Toe Lunge Hold Per Side 1:00 Seated Straddle Per Side 1:00 Standing Pec Stretch On Wall Per Side 1:00 Couch Stretch Per Side 1:00 Crossover-Legged Good Morning Hold Per Side <ul style="list-style-type: none"> Deep inhales & exhales throughout <i>Mobility & Flexibility</i>	Conditioning 5 Rounds: 10 Calorie Row [RPE 7] 10 Front Squats 10 Deadlifts <ul style="list-style-type: none"> Rest 1 Minute Between Rounds Barbell: 115/85 lbs <i>Aerobic Power [VO2 Max]</i>	Conditioning 8 Rounds: 10/8 Calorie Bike [RPE 9] 10 Burpees Over Bar <ul style="list-style-type: none"> Rest 2 Minutes Between Rounds <i>Anaerobic Capacity</i>	Mobility + Flexibility Work 15 Minutes Stretching + Holds 2 Rounds: 1:00 Knee Over-Toe Lunge Hold Per Side 1:00 Seated Straddle Per Side 1:00 Standing Wall Pec Stretch Per Side 1:00 Couch Stretch Per Side 1:00 Crossover-Legged Good Morning Hold Per Side <ul style="list-style-type: none"> Deep inhales & exhales throughout <i>Mobility & Flexibility</i>
Accessory [Part A] 3 x 20 Bulgarian Split Squats [Part B] 3 x 20 Hip Extensions + Hold To Technical Failure <i>Muscular Endurance</i>	Accessory [Part A] 3 x 20 Dumbbell Bent Over Rows [Part B] 3 x 20 Dumbbell Bent Over Flys <i>Muscular Endurance</i>	Midline 3 Rounds For Quality: 5 Dragon Flags 20 Hollow Rocks 20 Medball Russian Twists <ul style="list-style-type: none"> Rest 1-2 Minutes Between Rounds <i>Muscular Endurance & Stability</i>		Accessory 3 Supersets For Quality: 20 Sumo Deadlifts, 95/65 lbs 20 Heel Elevated Goblet Squats, 35/25 lbs <ul style="list-style-type: none"> Rest 1 Minute Between Supersets <i>Muscular Endurance</i>	Accessory 3 Supersets For Quality: 20 Z-Presses 20 Band Pull-Aparts <ul style="list-style-type: none"> Rest 1 Minute Between Supersets <i>Muscular Endurance</i>	
Midline For Time: 30 Strict Toes To Bar <i>Muscular Endurance & Stability</i>	Aerobic Work 2-3 Rounds: 15 Minute Tempo Run [RPE 5] <ul style="list-style-type: none"> Rest 3 Minutes Between Rounds <i>Aerobic Endurance</i>	Durability 4 Sets For Quality 300ft Farmer's Carry, 70/50 lbs 100ft Backward Sled Drag <ul style="list-style-type: none"> No Rest Between Sets <i>Muscular Endurance & Stability</i>		Durability On the 2:00 x 5 Rounds: Accumulate 1:00 Sandbag Hold *Max Shuttle Runs In Remaining Time <i>Muscular Endurance</i>	Midline Conditioning 5 Rounds For Quality: 500m Row [RPE 6-7] 1:00 Plank Hold <i>Aerobic Power & Muscular Endurance</i>	

The CompTrain Way

How does this training methodology differ from what's available today?

The Old Way	The Better Way	The Difference
Program for the best & scale for the rest	Program for the majority & modify accordingly	Instead of only catering to elite athletes, we program workouts to be both doable and challenging for the broadest range of athletes.
Nobody cares, work harder	Enjoy the process	The process rewards consistency. If you show up and enjoy the process you will inevitably work hard.
High skills & heavy loads	Difficult but doable	Complicated movements create barriers to progress. Remove the barriers to intensity, which drives results. Gain strength and competency of skill outside of conditioning.
Routine is the enemy	Structure creates progress	Variety has its place, but random workouts create inconsistent results. A structured program leads to measurable growth.
More volume = more progress	Less is more when you do less better	Constantly pushing at maximal intensity leads to burnout, not growth. Intentional intensity leads to long-term progress and performance.
Forge Elite Fitness	Become a Forever Athlete	Elite fitness is about peak capability. We should train for lasting capability, being able to handle life's challenges throughout our lifetime.
The gym is the most important thing	The gym gives you the ability to enjoy the most important things	Fitness isn't the goal—it's the tool. Training develops the capacity to fully experience and enjoy what truly matters in life.
Compete every day	Train to excel in life	Fitness isn't about winning workouts; it's about building the strength, resilience, and vitality to excel in life. Training for life keeps you progressing, healthy, and fulfilled.

The CompTrain Principles

Principle 1 | Maximize Training Returns

Don't confuse more with better.

We focus on the minimum effective dose to drive maximum results, prioritizing intensity and strength over excessive volume. Our programming is built to create the biggest impact on the most important areas of health and performance in the least amount of time -- no fluff, no wasted effort.

Principle 2 | Complete Fitness, All the Time

Don't periodize your training.

We believe all-around fitness is most effectively developed by concurrently improving strength, conditioning, and functional range of motion, as these three tenets serve and support each other. We train to remove imbalances and raise all-sport ability across the board so you're simply able to DO more, today, tomorrow, and forever.

Principle 3 | Create Simplicity with Structure

Don't add variance without structure.

We structure our training program to ensure the body is stressed in the right ways and at the correct frequency. Variety in training is effective when correctly applied, and you must have structure before introducing variety. We keep training structured, minimize "junk" volume, utilize proven progressions, and maximize your time -- all while keeping your training exciting!

Principle 4 | Understand Intentional Intensity

Don't max out every day.

Progress doesn't come as a result of overtraining. We program workouts with varying levels of intensity (zone 2, lactate threshold, VO2 max, anaerobic capacity) and prescribe percentages for strength training. This allows for progress and sustainability, building you up without breaking you down or burning you out.

Principle 5 | Train For More

Don't train for the gym. Train for life.

Fitness should prepare you for life, not just the gym. We train functional, transferable movements that build foundational athleticism, resilience, and capability -- so you're stronger, faster, and more capable in real-world settings. We don't specialize in niche sport-specific training that builds skills with little carryover. We train for broad, usable fitness that makes you formidable anywhere.

Principle 6 | Measure, Track, and Test

Don't forget to track.

We program bi-weekly benchmarks to track measurable progress in strength, conditioning, and functional range of motion. These tests are simple, repeatable, and aligned with our Complete Training philosophy, helping you monitor improvements and performance over time across multiple aspects of fitness.

Commonly Asked Questions from the community of Forever Athletes

What will CompTrain prepare me for?

CompTrain builds complete fitness —strength, conditioning, and mobility— at all experience levels so you're ready for sport, adventure, and life. Whether training for a CrossFit event, Hyrox, an endurance race, you'll get a balanced fitness to do more.

Is there required equipment?

Yes. We provide a detailed equipment list based on whether you're training as an individual or programming for your gym. All workouts can be modified and the coaches' notes will provide substitutions for the more uncommon pieces of equipment.

Can I modify the workouts?

Absolutely. Every workout and training piece has built-in scaling options for strength, conditioning, and skill-level. No matter your experience, equipment, or limitations, there's always a way to train at the right level for you.

What kind of movements show up?

Primarily functional movements, paired with supplemental accessory work that build strength, conditioning, and mobility for real-world performance—barbell lifts, kettlebells, dumbbells, bodyweight exercises, and conditioning work like running, rowing etc. All movements that show up are designed to develop long-term athleticism.

Preparing for the CrossFit Open

We provide options based on your training priorities. If you're focused on The Open, we offer structured programming with recovery, warm-ups, and Open workout strategies. If you prefer regularly programmed training, our ongoing strength and conditioning cycles continue uninterrupted. Either way, you'll stay engaged and progressing throughout the season.

Do I need to train in a Gym?

No! CompTrain is designed for any training environment, whether in a fully-equipped gym or at home with minimal gear. The goal is to build strength, conditioning, and capability wherever you train.

Do you program high-skill gymnastics?

Yes, but only where it makes sense. Our Competitor Track includes skill work for advanced gymnastics, as the competitive CrossFit season demands, while our main tracks focus on training that translates to real-world performance.

What is CompTrain Gym?

CompTrain for Gyms is a fully programmed strength and conditioning solution for coaches and gym owners. It includes daily workouts, lesson plans, and coaching resources to help gyms deliver structured, effective training

COMPLETE TRAINING

You will never change
your life until you
change something
you do *daily*.

The secret of your
success is found in
your *daily routine*.

COMPTRAIN

Start Training Complete



-JOHN C. MAXWELL